



Hampshire &  
Isle of Wight  
Wildlife Trust

Hampshire & Isle of Wight Wildlife Trust  
**Annual Report**  
**2013-14**

**Patron:**  
**President:**  
**Vice-Presidents:**

To be appointed. *Lord Brabourne retired 3 September 2014*  
To be appointed. *Jean Hedley retired 19 October 2013*  
Michael Baron  
Lord Montagu of Beaulieu  
Roger Harrison  
Victoria Harrison MVO  
Harvey Jones, *appointed 19 October 2013*  
Earl of Selborne GBE FRS DL FIBiol

---

## Contents

---



Beltie calf at Ancells Farm © HIWWT



Chalkhill blue butterfly © Elliott Neep



Guided walk at Noar Hill © Kevin Fackrell

<b>From the Chairman</b>	<b>3</b>
<b>Summary of the Year</b>	<b>4</b>
<b>Highlights of the Year</b>	<b>6</b>
<b>Our Year in Numbers</b>	<b>12</b>
<b>Our Strategy</b>	<b>14</b>
<b>Our Plans and Ambitions for the Future</b>	<b>16</b>
<b>Structure, Governance and Management</b>	<b>18</b>
<b>Financial Review 2013-14</b>	<b>24</b>
<b>Independent Auditor's Report</b>	<b>30</b>
<b>Financial Statements</b>	<b>34</b>
<b>Charity Information</b>	<b>59</b>

Cover photo: Oystercatcher © Elliott Neep

Editing, design and illustrations: Rachel Hudson/[www.butterflytrack.co.uk](http://www.butterflytrack.co.uk)

# From the Chairman

## Welcome



John Collman © HWWWT

“ We believe in the vital importance of creating an environment in Hampshire and the Isle of Wight which is rich in wildlife and valued by all. ”

*John Collman*

Three years ago we were celebrating the Trust's first 50 years. In 2012 we marked the centenary of the founding of the Society for the Protection of Nature Reserves by Charles Rothschild, known today as the Royal Society of Wildlife Trusts. This year we have undergone a period of transition. We have developed a new Strategic Plan through to 2019, and restructured the organisation to meet our objectives more efficiently and effectively. We have set up a subsidiary trading company to take advantage of profitable business opportunities which arise from our conservation activities. We have improved our offer to members with a revamped website and our external profile continues to grow. We are investing in new programmes and additional staffing where it is most needed and as such have decided to draw on our funds for the next two years. Through steady evolution, we are developing the Trust into an organisation that functions much more on sound business principles.

We care passionately about wildlife and remain firmly focused on delivering for wildlife as you will see in the following pages. We are always alert to possibilities of increasing the land that we manage where we can demonstrate best practice to maximise biodiversity. But the way that we act and think has evolved. The Trust lives in a tough and competitive environment; we have to constantly assess and counter risk to wildlife, to our assets, to our money, to our reputation and to our people. The challenges are reflected in the financial report but our strategy is sound and we have the skills, commitment and determination to succeed. However, we cannot achieve our goals alone. We need partners and friends in many places and this means more members, more supporters and more partners – all united in the belief that Hampshire and the Isle of Wight are better places with more, rather than less, wildlife in them.

It may feel like a different Trust from five years ago, but our vision remains the same. We believe in the vital importance of creating an environment in Hampshire and the Isle of Wight which is rich in wildlife and valued by all.

A handwritten signature in black ink, reading 'J Collman'.

John Collman  
Chairman

# Summary of the Year

## From the Chief Executive



Deborah Tann © Hilary Mould-Ryan

“ 2013-14 was a particularly busy year for the Trust with some significant successes for wildlife.

Deborah Tann

”

2013-14 was a particularly busy year for the Trust with some significant successes for wildlife. We purchased our **first farm** and established our own **grazing herd** of cattle to help manage our nature reserves. Delivering the right level and type of grazing management on our sites is critical and benefits a wide range of different species.

At Arreton Down on the Isle of Wight it was a fantastic year for **chalkhill blues** with reports of more than 50,000 butterflies gracing the slopes. A new site for **marsh clubmoss** was discovered at Long Valley in north Hampshire this year, through natural regeneration and as a result of good grazing and scrub control by the Trust. After decades of neglect, grazing has finally been reinstated at **Hook Common**. **Lapwings** successfully nested at Foxlease and Ancells Meadow for the first time in 20 years following major habitat improvement works.

The flooding over the winter period proved a challenge with many Trust sites under water for several weeks. While there was short term damage and delays to management works, the floods did help us communicate the importance of nature in providing 'ecosystem services' for people, such as flood risk management. For example, **Winnall Moors** acted as a massive flood storage area, significantly reducing the amount of water entering Winchester city. Now the waters have receded, we are glad to see the wildlife is recovering well.

We continued to play a lead role in chalkstream conservation through our innovative **white-clawed crayfish** captive rearing project which we hope will prevent this incredibly rare species from local extinction. Using our ecological expertise we conducted a comprehensive survey of **southern damselfly** across the **New Forest** and our recommendations to restore the status of this fragile species are being implemented.

We took on the management of several new sites in our **Itchen Valley** Living Landscape area as well as in the **Upper Eastern Yar**. Our mission to connect isolated fragments of wildlife-rich land through strategic acquisitions, projects and land advice is becoming a reality. This is the only way to safeguard wildlife in the face of climate change and other external pressures and we will continue to target our approach in this way.

In marine conservation, our **Making Waves** project inspired hundreds of people and our evidence gathering led to better protection of important seagrass habitats in the Solent.

As part of our education work, our **Forest Schools** programme has flourished and we have witnessed some truly inspiring stories from many of the young members of Watch groups.

A handwritten signature in black ink that reads "Dtann".

Deborah Tann  
Chief Executive

**“ Our mission to connect isolated fragments of wildlife-rich land through strategic acquisitions, projects and land advice is becoming a reality. This is the only way to safeguard wildlife in the face of climate change and other external pressures and we will continue to target our approach in this way. ”**



# Highlights of the Year

## The launch of our Grazing Enterprise



Grazing is essential to keep our special wildlife habitats in peak condition, from heathland, meadows and chalk grassland, to marshes and fens. This year we have established a grazing enterprise allowing us to substantially increase our herd of British White cattle and bring much of our grazing in-house. Having started in the Winchester area and on our North Hampshire sites, using our own cattle will enable us to secure more effective conservation grazing on our nature reserves right across Hampshire. Our aim is to demonstrate best practice managing our herd as an integral part of the cycle of management while maximising the biodiversity value of our sites.

We have also started selling beef from our cattle, which is becoming an important way of supporting our work and demonstrating the links between quality wildlife habitat and quality food with low food miles and a known provenance.

British Whites at Noar Hill © Rachel Hudson

## A river restored and flooding reduced



Thanks to five years of Heritage Lottery funding we have restored the historic water meadows, enhanced the river channel and reconnected the River Itchen with its floodplain at Winnall Moors. Not only will this benefit in-river species such as Atlantic salmon, wild brown trout, water crowfoot and chalk stream invertebrates, it also allows the whole river system to function more naturally with wider benefits for the otter and the wildflower hay meadows. Our detailed monitoring is showing significant improvements, such as a thriving population of wild brown trout and increases in the water vole population. We have seen lapwing displaying which is a good indication we are getting the habitat right. The restoration work has also played an important role in reducing the amount of winter flooding in the city of Winchester, storing and diverting water across the valley floodplain, providing an essential ecosystem service to local people.

Otter © Russ Valentine

# Highlights of the Year

## Regenerating the heathland at Hook Common

Last October, for the first time in living memory, we introduced our cattle to the heathland on Hook Common, after many years of consultation and gaining planning consent. The key to the success of regenerating this extensive area is to ensure continual grazing to keep invasive scrub and young birch trees in check.

The tree clearance we have already carried out is showing positive results. Where the ground was wettest, vigorous rushes and grasses have been grazed allowing small sedges, heather and gorse to return. In the large ruts informal ponds have formed, attracting broad-bodied chaser and ruddy darter dragonflies. New species, or those which have been absent for decades, have already been recorded including floating club-rush and lesser marshwort. The rejuvenation of this wet heathland is a great example of the speed with which nature responds to positive management given the chance.



Female ruddy darter © Ben Rushbrook

## Cutting pollution in our chalk streams

In partnership with the Salmon & Trout Association we have challenged Government to put in place proper control of phosphate pollution in the River Itchen, much of which comes from septic tanks, fish and watercress farms. The river suffers from the choking effects of algal growth from nutrient enrichment caused by phosphates. The greater the phosphate levels the more algae grow, cutting off light and using up dissolved oxygen as they die, impacting on the river's plants, invertebrates and fish. Our campaign has resulted in new permits being issued by the Environment Agency to restrict phosphorus discharges from watercress farms, and we are delighted that Vitacress and The Watercress Company have agreed to significantly cut their phosphate use by 2016. This is an important development in the fight to clean our rivers and we will continue to monitor developments. We will also seek funding and support to widen our campaign to tackle other sources of pollution across all of our chalk streams.



River Itchen © Deryn Hawkins

# Highlights of the Year

## Protecting seagrass beds along our coast



Spiny sea horse © Julie Hatcher

The coastline of Hampshire and the Isle of Wight is one of the best places in the UK to find seagrass beds. This special habitat is not only rich in wildlife, offering food, shelter and protection to a host of marine and coastal species, but also provides essential ecosystem services from capturing carbon, oxygenating our seas and improving water quality.

For years the Trust has worked hard to safeguard seagrass habitat and data collected through our Solent Seagrass Project, to map and monitor the beds, has played a significant role to ensure that three new byelaws offer maximum protection in the right places. The byelaws have been put in place as part of a review of fishing activities within European Marine Sites requested by the European Union and include a ban on damaging activities such as hand gathering and use of bottom towed fishing gear.

## Making Waves with our marine education programme



Finding out what lives beneath the waves © Polly Whyte

Our marine education project, Making Waves, jointly led with Sussex Wildlife Trust, has picked up momentum this year. As part of our school outreach programme we have organised boat trips to inspire groups about the sea and our coast. These have proved a great platform for showing audiences plankton, inspecting the contents of lobster pots and carrying out science experiments. We have also given free marine assemblies and workshops to raise awareness and interest in marine wildlife. Many teachers throughout Hampshire and the Isle of Wight are keen to incorporate the marine environment into their lessons.

We have also developed a children's activity leaflet with sea games and quizzes, as well as a set of beach loan kits for teachers and youth group leaders. These contain all they need for a day of activities at the coast, from buckets, flags and binoculars to strandline spotter sheets.



# Highlights of the Year

## Starting our badger vaccination programme

The Trust strongly believes that vaccination against bovine tuberculosis (bTB) should play an essential part in controlling this chronic disease. From September 2013, thanks to generous donations from our members, we were able to start a five-year programme of badger vaccinations on our highest risk nature reserves. Preparation for the programme included mapping all badger setts on our landholdings; training a small group of key staff and volunteers; conducting detailed site surveys to identify the best locations for humane traps; locating the necessary equipment and supplies, as well as obtaining a vaccination licence from Natural England. We have now vaccinated badgers from 40 setts across 16 nature reserves and will need to continue the programme for five years. Over this period (the average lifespan of a badger) we hope that the social groups we have treated will have a high level of resistance to the disease.



A young, healthy badger © Elliott Neep

## Standing up for wildlife

A common theme through the year was encouraging planners and developers to make provision for green spaces for people. Our nature reserves continue to be under pressure from neighbouring developments. We are particularly concerned where nature reserves become the only places available for informal recreation. Without a new generation of green spaces and country parks the growth of our towns and cities will result in unnecessary pressure on sensitive and vulnerable wild places.

The number of planning applications this year was in excess of 12,000 and nearly 3,000 had the potential to impact on wildlife. With limited resources we focused on the most damaging, giving detailed responses on 85 planning cases. We continue to talk to planners and developers about how to get the best out of developments for nature, for example at Bordon New Town.



Housing developments are increasing © Jon Oakley

# Highlights of the Year

## A milestone for St. Faiths Meadow



Water avens © Philip Precey

After 50 years we have reintroduced spring and summer grazing to St Faiths Meadow in Winchester following more than a decade of discussions with our working partners. With fencing reinstated, our British White cattle can now graze the reserve as part of a suite of meadows in the Itchen Valley. At St Faiths we have felled and removed non-native poplars, planted in the 1960s, and we have restored old water meadow ditches to help the site become a fen meadow once again. In time, we hope to see the return of iconic wetland plants such as water avens and cuckoo flower, as well as a wider variety of insects.

Another very visible benefit of the work undertaken is the fantastic view of St Catherine's Hill that we have opened up, offering a glimpse of an historic vista from the valley to the downs.

## The acquisition of College Copse Farm



Meadow brown © Alex Cruickshank

With the generous help of our members and supporters we have acquired College Copse Farm in Rotherwick. This site will act as a hub for many of the Trust's activities. It is situated within the Loddon and Eversley Heritage area and has an important role in delivering our Living Landscape work in North Hampshire. It is close to several Trust nature reserves where we graze our cattle and we will overwinter our breeding cattle here, as part of our Grazing Enterprise.

College Copse Farm is also rich in wildlife. Its hay meadows support butterflies and other insects and provide foraging areas for small mammals and birds. The woodland and lake support dormice and bats.

The farm also provides a wonderful learning opportunity: we will host school visits, deliver Forest School sessions in the woodlands and hold farmers' workshops.

# Highlights of the Year

## Woodland therapy on the Isle of Wight

Increasing evidence shows that time spent outdoors connecting with nature has many benefits for our well-being; it keeps us fitter, reduces stress, boosts our immune system and gives us a better perspective on our problems. The Trust has long recognised these benefits through our Forest School programme, helping children to build self-esteem, self-confidence and independence.

At our Isle of Wight education centre in Bouldnor Forest we have devised our first woodland therapy project to support adults living with mental health issues. Sessions are held outdoors, led by participants. Bird feeders, whistles, window boxes, and sycamore spoons have all been created, and the participants have also maintained a hedgerow and built a new wood store, accompanied by a healthy campfire lunch.



Photo name © HIWWT

## *PUSHing down the barriers through youth volunteering*


We completed a three-year youth engagement project which gave 1,849 young people aged between 13 and 19 the opportunity to learn about their local countryside and gain hands-on experience of practical nature conservation work. The project worked primarily with young people from disadvantaged backgrounds or engaged in anti-social behaviour and not in education, employment or training. Supported by funding from the Heritage Lottery Fund and the Partnership for Urban South Hampshire, the project opened up new avenues for the Trust's engagement work.

Over 200 participants also became regular volunteers, contributing hundreds of hours of their time – and 63 of these achieved their John Muir Discovery award, which for many was the first qualification they had achieved.



Enjoying woodland management © HIWWT

# Our Year in numbers



**26,882**  
members



**873**  
volunteers



**111**  
members of staff




**400**  
events  
and  
courses



**48**  
nature reserves  
covering **4,557**  
hectares



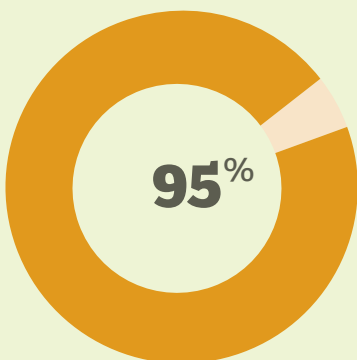
**8,107**  
schoolchildren  
were welcomed  
into our four  
education  
centres



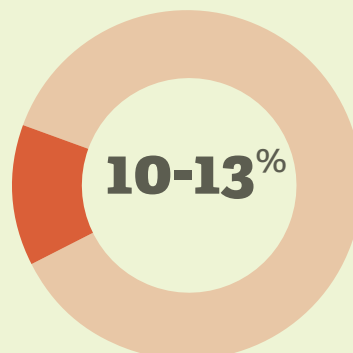
**80**  
wildlife surveys  
carried out

££££££££  
££££££££  
££££££££


In 2013/14 we spent  
**£3,214,353**  
on conservation  
activities




of reddish  
buff moths  
in England  
are found at  
Ningwood  
Common



of the world's  
population of  
dark-bellied  
Brent geese  
winter at  
Farlington  
Marshes




Barbastelle bats were spotted at Roydon Woods for the **1st** time



Individual great crested newts identified at Emer Bog



12 egg-laden female-white-clawed crayfish were collected from Hampshire's last remaining population and over 400 juvenile crayfish were born as part of a captive rearing programme



**1,000** Round-leaved sundews reported from Bramshot Heath



**7,500** Southern marsh orchids recorded at Southmoor



Chalkhill blue butterflies on Arreton Down



**675** hectares of seagrass beds can be found in the Solent and Isle of Wight (making it one of the main regions in the UK)

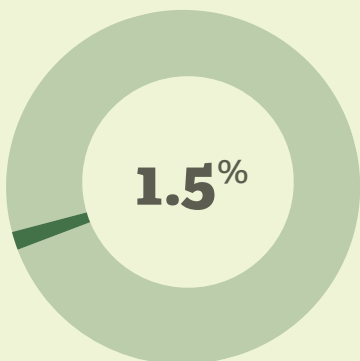
**3** new Duke of Burgundy populations discovered through the Winning Ways for Wildlife project



**2,000** Marsh clubmoss plants seen at Hawley Common



Lapwings nested at Foxlease Meadows for the first time in decades and reared two young



Just 1.5% of the population of Hampshire and the Isle of Wight are members of the Trust and we will be working hard to increase this. Can you help by spreading the word about our work and asking others to join?

# Our Strategy

**For more than 50 years Hampshire and Isle of Wight Wildlife Trust has protected local wildlife and inspired people to love nature. No other organisation, local or national, does more to protect the wildlife and wild places of Hampshire, the Isle of Wight and our local seas. We are also part of a national partnership of 47 Wildlife Trusts protecting wildlife across the UK.**

As champions for nature, we **stand up for wildlife** for its own intrinsic value, and for the value it adds to people's lives, through the many ways it enhances quality of life and supports the economy. We are concerned about the increasing pressures on wildlife and the natural environment arising from human development. We know that the traditional site-based approach to nature conservation, while essential, is not enough to **halt the decline in biodiversity** and the fragmentation of habitats. We cannot maintain the rich mix of wildlife on our nature reserves if they remain small and isolated. It is only by adopting a **landscape-scale approach** that we can restore entire ecosystems and the natural processes that underpin and connect habitats on a large scale. Such a strategic approach is vital if we are to help viable wildlife populations to survive and thrive, on land and at sea.

Our mission, therefore, is to create **Living Landscapes** and secure **Living Seas** across Hampshire and the Isle of Wight by delivering landscape-scale conservation in a way that engages and benefits people. On land we are establishing a network of strategic Living Landscape areas to protect and enhance our best wildlife sites, deliver ecosystem services, restore habitats and provide **resilience and connectivity for wildlife**. Beyond the coast, we are raising awareness and campaigning to create Living Seas where marine wildlife can flourish and where resources are used sustainably.

Making our work relevant to people and demonstrating the value and benefits of nature are crucial to the long-term success of our mission. By engaging, educating and **inspiring people** across the two counties, through our education and events programmes, we aim to establish a lifelong connection between people, wildlife and the Trust - enabling them to value and take action for nature.

While we are focusing our efforts on strategic areas, we adopt a holistic approach across urban and rural areas, freshwater, coast and the sea. Our vision and mission is shared across the Wildlife Trust movement.

“ No other organisation, local or national, does more to protect the wildlife and wild places of Hampshire, the Isle of Wight and our local seas. ”

*Deborah Tann, CEO*

Isle of Wight © Jackie Cooper

**We are driven by a concern for the state of the natural environment, the pressures upon it and the negative impacts that a degraded environment has on the wellbeing of society. Habitats and natural ecosystems are now so severely fragmented that large-scale restoration and enhancement is needed. Creating high quality wildlife-rich landscapes that are more joined up is a key part of our strategy.**



\* The Principles of Good Governance specify the following three roles for the Board/Trustees:  
 Fiduciary – ensuring the charity is financially sound and manages risk effectively  
 Strategic – ensuring plans are in place for a successful and sustainable future  
 Impact – ensuring the charity makes a difference.



Undersea Explorers © Miles Davies

# Our Plans and Ambitions for the Future

**Over the next five years, Hampshire and Isle of Wight Wildlife Trust will deliver positive benefits for wildlife and people across the two counties.**

The Trust has a new strategic plan for 2014 to 2019 which sets out our aspirations for a landscape-scale approach to conservation on land and at sea. It also details our strategy to inspire as many people as possible to value nature and take action for wildlife.

This plan builds on the Trust's successes in the past, and describes how we must evolve to meet the challenges we face now and in the future.

In our **Living Landscapes** programme we will seek to expand, restore and reconnect habitats to create **wildlife-rich networks** across the two counties in the areas opposite.

We will continue to develop our **research** and evidence work, using it to influence others and demonstrate our impact.

We will develop our **Grazing Enterprise** and will seek both the opportunity and the resources to secure a **second farm** to support it.

We will ensure that our **nature reserves** are some of the best places for wildlife in the local area and acquire **new sites** if the funds are available and opportunities arise.

We will develop our **rivers** work and seek funds for catchment-wide habitat improvements, river and floodplain restoration and pollution control in the **Test, Itchen, Loddon, Eastern Yar** and **Lymington valleys**.

We will support the efforts of partner organisations and **landowners** wishing to benefit wildlife and will play an active role in promoting the benefits of nature and **ecosystem services** for people and the economy.

We will develop a range of **ecological and land management services** to bring in additional income for the Trust and will raise funds to grow our capacity to provide **advice** to others.



We will strive to protect our **heathlands** and **coast** from the impacts of increased recreational pressure, pursuing opportunities for new and alternative green spaces to be created through the planning system.

In our **Living Seas** programme one of our key priorities is to secure protection for important habitats through the designation of **Marine Conservation Zones**, through campaigning, raising awareness and providing evidence.

We place a great deal of importance on **Education and Engagement** and we will expand and develop our work to **inspire and sustain a lifelong love of nature** in people of all ages and build committed and active support for nature's recovery. We will maintain and develop our four education centres and look for opportunities to establish **an education centre in north Hampshire** as well as a **marine education facility**.

Investing in our **core business infrastructure** is a key priority to ensure we operate efficiently, effectively, safely and professionally. We will develop our **IT** and business systems, seeking funding and support for this where possible so that we can spend more of our charitable funds on direct delivery for wildlife.

Overall our plan is relevant, ambitious, timely and targeted and reliant on the generous support of those who share our vision of living landscapes and seas rich in wildlife and valued by everyone.





Ringed plover © Liamphoto

**“ We do have to understand our duties and responsibilities and spend time understanding the issues. We are managing the Trust’s assets and investments to ensure that it can function properly for years to come.**

**”**

*Mel Rowlands, Trustee*

# Structure, Governance and Management

## Structure

**The charity was founded and incorporated as a company limited by guarantee on 28th November 1960, as Hampshire and Isle of Wight Naturalists’ Trust Limited. On 4th June 1991 the charity changed its name to Hampshire and Isle of Wight Wildlife Trust Limited, later simplifying it to Hampshire and Isle of Wight Wildlife Trust on 19th December 2006.**

The Trust is a member of the Royal Society of Wildlife Trusts (registered charity number 207238) along with 46 other members throughout the UK which are collectively known as The Wildlife Trusts.

On 8th April 2013 the Trust created a new subsidiary trading company, HIWWT Trading Limited. The company is a wholly owned subsidiary of the Trust. The company was created with the objective of generating new sources of income to support the charitable objectives of the Trust. The trading company carries out commercial activities that complement the charitable objectives of the Trust, for example the sale of sustainable produce from our reserves, conservation and estate management for third parties, ecological surveys and consultancy services.

HIWWT Trading Limited donates its taxable profits to the Trust every year, under the Gift Aid scheme.

## Governance

### Constitution

The Trust was set up under a Memorandum of Association, which established the objects and powers of the organisation, and is governed under its Articles of Association.

The Memorandum and Articles of Association were last altered by a special resolution at the Annual General Meeting on 20th October 2012. Copies of both documents can be obtained from the Company Secretary at the Trust’s registered office, the address of which can be found on page 59.

### Charitable Purpose

The Trust exists to achieve its charitable objects as set out in its Memorandum and Articles of Association, which are:

1. For the benefit of the public, to advance, promote and further the conservation, maintenance and protection of:

- a. Wildlife and its habitats;
- b. Places of natural beauty;
- c. Places of zoological, botanical, geographical, archaeological or scientific interest;
- d. Features of landscape with geological, physiographical, or amenity value in particular, but not exclusively, in a way that furthers biodiversity.

2. To advance the education of the public in:

- a. The principles and practice of sustainable development\*;
- b. The principles and practice of biodiversity conservation.

3. To promote research in all branches of nature study, and to publish the useful results thereof.

*\*Sustainable development is primarily defined as 'development that meets the needs of the present without compromising the ability of future generations to meet their own needs' (Brundtland Commission).*

## **Public Benefit**

*This statement complies with the duty in section 17 of the Charities Act 2011 to have due regard to public benefit guidance published by the Charity Commission.*

The Trustees have considered the Charity Commission's guidance on public benefit and consider that the Trust complies fully with the guidance. The Trust's overarching objective to protect and restore wildlife and the natural environment provides multiple benefits for the public which are wide ranging and long lasting.

## **Nature reserves**

Our nature reserves, located throughout Hampshire and the Isle of Wight, are used extensively by the public for quiet recreation, and many have access on clearly marked paths. At most of our sites information and interpretation is provided to visitors.

## **Education**

We deliver a broad education and engagement programme, inspiring thousands of people of all ages every year - from schools, colleges, adult groups and the wider public - to enjoy and benefit from contact with the natural world. Some of our engagement work provides direct health and wellbeing benefits too, such as programmes that work with mental health sufferers or those in long term unemployment.

## **Conservation**

Our habitat management and restoration work provides essential 'ecosystem services' for the public, such as flood risk management, carbon storage, pollination, pollution control and aesthetic beauty. Government and businesses are now recognising the essential role that nature plays in supporting the economy, not least through the provision of these public goods and services.

## **Land advice**

Through providing advice and assistance to landowners we help to support the rural economy, the countryside and landscapes that are enjoyed and valued by the wider public.

## **Research**

Our information gathering and provision of expert advice and opinion to local authorities in Hampshire and the Isle of Wight and others helps to ensure that planning decisions are made on a rational basis taking full account of the public benefit of wildlife and a healthy environment.



Roydon Fair © Nat Light

## Management

### Council

All members of the Council are volunteers, give freely of their time and have no beneficial interest in the group or charity.

Members elected to serve on the Council of Management have a dual role as a Trustee of the charity and a Director of the company. There can be no fewer than 10 and no more than 15 Trustees. Trustees are elected at an Annual General Meeting and serve for a term of three years. Each Trustee can serve for three consecutive terms of office and then must stand down for a year until they become eligible to stand again. The exception is that of the Chair and the Honorary Treasurer who can stand for a fourth consecutive three year term.

To ensure that the Council is sufficiently skilled to carry out its responsibilities it carries out skills analysis of existing members before new ones are appointed. In addition, each new Council member receives a full induction into the work and administration of the charity. Council members receive regular updates on the work of the Trust and any training deemed necessary to enable members to fully carry out their responsibilities. The current members of Council are listed on page 59.

### Responsibilities of Council

The Council of Trustees are responsible for setting the charity's strategic policies and objectives and for ensuring they are achieved. Council members are Directors of the Hampshire and Isle of Wight Wildlife Trust for Companies Act purposes and must under United Kingdom law prepare the Report of the Trustees and the Financial Statements for each financial year in accordance with applicable law and United Kingdom Generally Accepted Accounting Practice (GAAP).

Company law requires the Trustees to prepare financial statements for each financial year which give a true and fair view of the state of affairs of the charitable company and of the incoming resources and application of resources, including the income and expenditure of the charitable company for that period. In preparing these financial statements, the Trustees are required to:

- select suitable accounting policies and then apply them consistently
- observe the methods and principles in the Charity Statement of Recommended Practice (SORP)
- make judgements and estimates that are reasonable and prudent
- prepare the financial statements on a 'going concern' basis unless it is inappropriate to
- presume that the charitable company will continue in business

The Trustees are responsible for keeping proper accounting records which disclose with reasonable accuracy at any time the financial position of the charitable company and to enable them to ensure that the financial statements comply with the Companies Act 2006.

They are also responsible for safeguarding the assets of the charitable company and for taking reasonable steps for the prevention and detection of fraud and other irregularities.

### **Statement as to disclosure of information to auditors**

So far as Council are aware, there is no relevant information (as defined by Section 418 of the Companies Act 2006) of which the charitable company's auditors are unaware, and each Trustee has taken all the steps that they ought to have taken as a Trustee in order to make them aware of any audit information and to establish that the charitable company's auditors are aware of that information.

### **Committees**

The Council meets on a quarterly basis. The Council is assisted by six sub-committees which also meet on a quarterly or semi-annual basis and report directly to Council. As with Council, all non-staff members of committees are volunteers.

#### **Business and Finance Committee**

The Business and Finance Committee assists Council with the detailed scrutiny of the charity's accounts, reviews the performance of the subsidiary company HIWWT Trading Limited and makes recommendations to Council on business, finance and governance issues and on specific matters including the charity's investment policy, financial reserves policy and acquisitions/disposals. The committee is comprised of Trustees, and attended by staff.

#### **Audit Committee**

The Audit Committee assists Council by performing internal audit duties and makes recommendations to Council on internal and financial controls and risk management. The committee is comprised of Trustees, and attended by staff.

#### **Remuneration Committee**

The Remuneration Committee monitors the salary market, sets remuneration levels for staff and makes recommendations to Council on staff pensions and other staff benefits. The committee is comprised of Trustees, and attended by staff.

#### **Conservation Committee**

The Conservation Committee assists Council by advising on conservation policy, conservation science, research and land acquisitions and disposals. The committee is comprised of Trustees and independent experts, and attended by staff.

#### **Membership, Marketing and Education Committee**

The Membership, Marketing and Education Committee assists Council by analysing membership and marketing strategies, reviewing membership performance and makes recommendations to Council on matters that include membership benefits, marketing opportunities and educational objectives. The committee is comprised of Trustees and independent experts, and attended by staff.

#### **Health and Safety Committee**

The Health and Safety Committee assists Council by overseeing health and safety policy and practice in the workplace for all staff and volunteers, and makes recommendations to Council on legal requirements and best practice. It also reports to Council on any incidents and monitors policy compliance. The committee is made up of staff representatives and one or more Trustees. It receives ongoing advice from an independent Health and Safety expert.



Ladybird © Jon Hawkins

## **Executive Team**

Day to day management of the charity is undertaken by Senior Managers who report to the Chief Executive. The Chief Executive reports to Council. The charity is divided into five strategic areas for management purposes: Conservation and Education, Estates and Enterprise, Marketing, Membership and Fundraising, Shared Business Services and Policy and Evidence.

## **Management of HIWWT Trading Limited**

Day to day management of the subsidiary is carried out by the Board of Directors, which is made up of Trustees, the Chief Executive and Senior Managers. The Board of Directors reports to Council.

## **Risk Management**

Council is responsible for risk management, and oversees a formal risk management process to assess risks and design and implement risk management strategies. This process involves identifying the types of risks the charity faces, prioritising them in terms of potential impact and likelihood of occurrence, identifying means of mitigating the risks and monitoring the success of mitigation.

The Audit Committee carries out the risk management process, with the involvement of all Council members and the senior management team.

## **Auditors**

An independent audit is performed annually to fulfil the charity's legal obligations and for the Council to ensure that the financial statements have been properly prepared and give a true and fair view. The auditor's report to the members of the charity is given on page 30.

Sheen Stickland LLP have expressed their willingness to continue in office as the group's auditors and a resolution to re-appoint them will be proposed at the next Annual General Meeting on 1st November 2014.



# Financial Review 2013-14

**Despite challenging economic circumstances we succeeded in increasing our unrestricted income by 7% thanks to higher legacy income in 2013-14. We also maintained our Membership income at £1m, thanks to the continued support and loyalty of our members and donors, and the valiant efforts of our ever enthusiastic membership recruitment team.**

**In April 2013 our new subsidiary trading company HIWWT Trading Limited was created to open up new opportunities and funding streams for the Trust.**

However, the difficult external financial environment continues to challenge the Trust's resources. The funding landscape has changed over the last few years, with less grant funding available and shrinking government resources which has resulted in a shift in the income profile for the Trust, and this trend seems set to continue.

Restricted income, such as grants, is now much harder to come by, which means that large-scale projects are now more difficult to fund. Unrestricted income, such as membership subscriptions, donations and legacies, is now becoming a more important funding source for the Trust's charitable activities, and it is even more important that we continue to grow our membership and seek donors and unrestricted funding wherever possible to ensure the future financial stability of the Trust.

The Trust has considered this changing financial landscape in its new five year strategic plan for 2014-19, and will seek to secure new funding opportunities in the future, along with growing other activities to generate funds via its new subsidiary trading company HIWWT Trading Limited.

The Trust's overall result for 2013-14 was a deficit of £446k before investment gains. This was due to a budgeted operational deficit to enable investment in the new subsidiary trading company, development of our education and engagement activities and an increase in our membership recruitment and marketing resources. The Trust's Strategic Plan 2014-19 plans to return the Trust to operational surpluses by 2019, whilst also enabling the Trust to invest in income generating activities over the next five years.



Recruiting new members © HIWWT



# Income

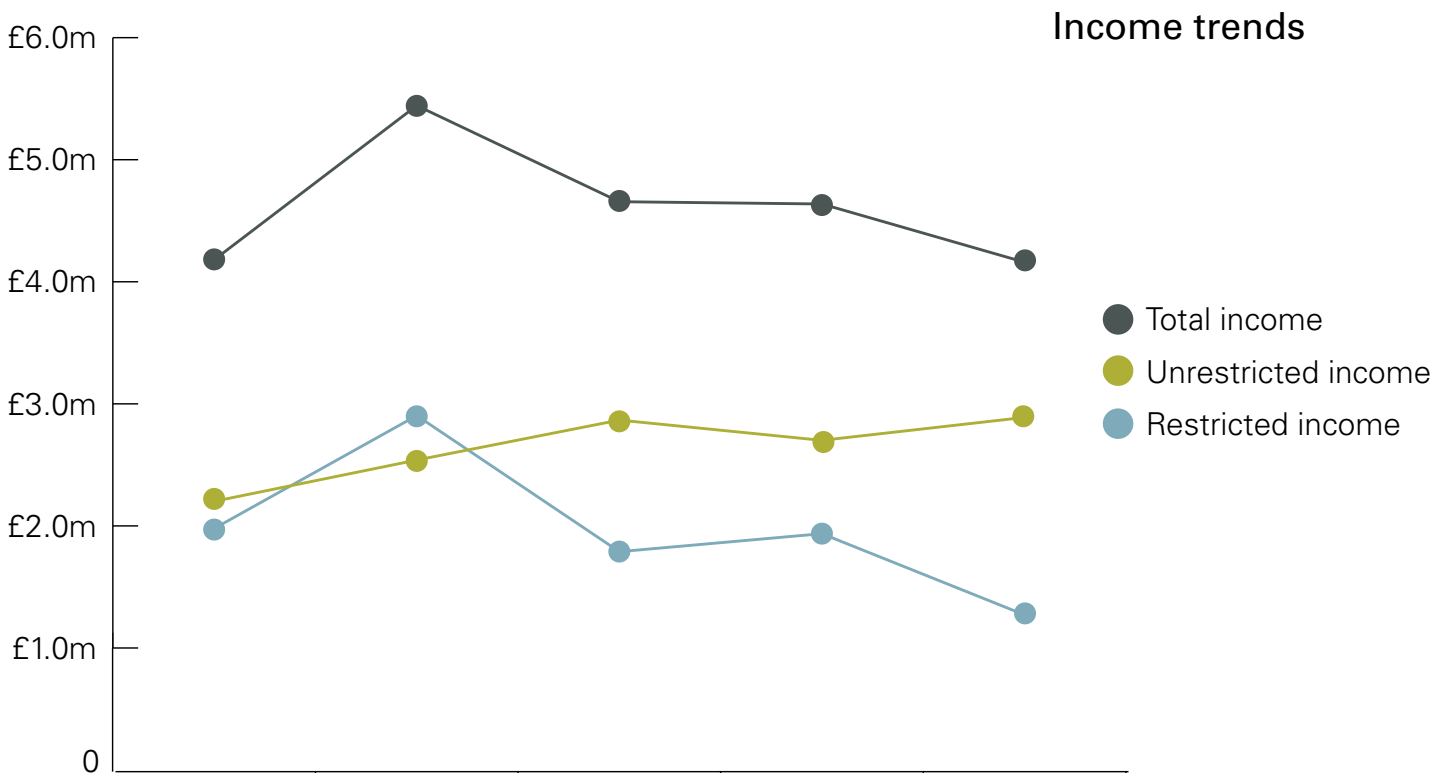
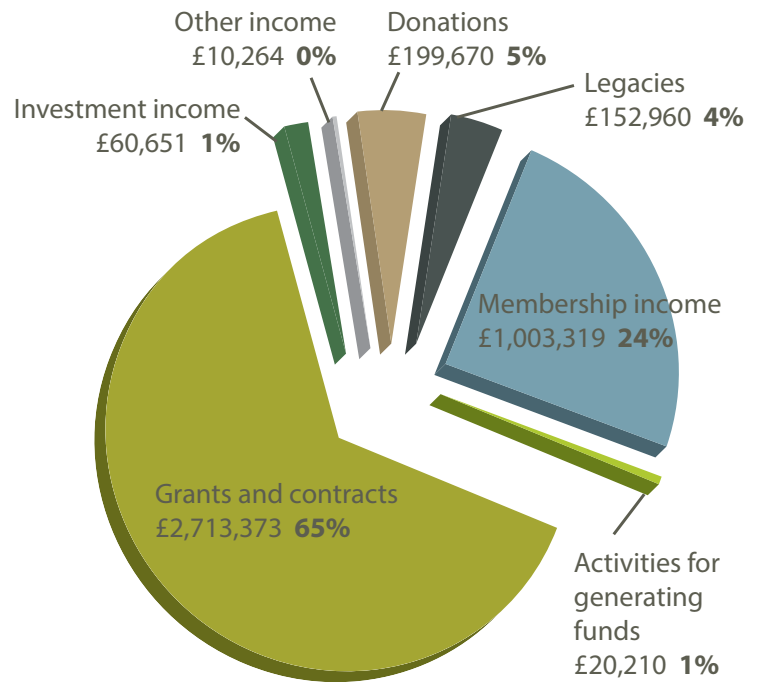
Total income for the year was down on the previous year at £4.16m (2013: £4.64m).

Unrestricted income increased by 7% to £2.89m (2013: £2.70m), mainly due to an increase in legacy income. Membership subscription income remained at the same level as the previous year at £1m. This is an excellent outcome when compared to national trends and reflects the loyal support of our members and the hard work and dedication of our membership and fundraising teams when faced with difficult economic conditions.

There was a fall in restricted income, which decreased by 34% to £1.27m (2013: £1.94m). This was due to a reduction in grants and contract income received during the year. This reduction in restricted income reflects the changing external funding landscape, and the underlying trend of an increased reliance on unrestricted funding to fund charitable activities.

There is a new category of income in 2013-14 generated by the Trust's new subsidiary trading company, HIWWT Trading Limited. In its first year of trading the subsidiary company has generated a net profit of £20k which has been gifted to the Trust under a deed of covenant. This income has been generated from a range of estate management services provided to clients.

2013-14 Income





Fox cub © Jon Hawkins

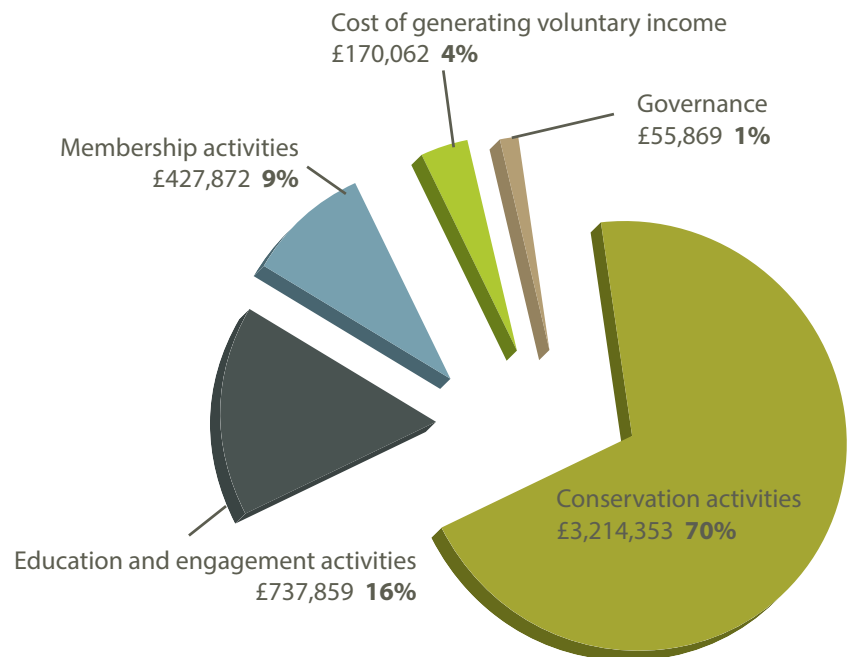
## Expenditure

Total expenditure during the year of £4.61m was up by 4% compared to the previous year (2013: £4.42m). Expenditure on charitable activities was £4.38m (2013: £4.19m), representing 95% of the total resources expended. Charitable activities are made up of conservation, education and engagement and membership activities, which include membership services and recruitment.

Total expenditure includes support costs of £826k (2013: £837k) which are allocated to charitable activities based on staff numbers. Support costs include finance, human resources, information technology and facilities management costs.

Governance costs of £56k (2013: £46k) include audit fees, Trustees' expenses and staff costs. The increase in Governance fees in 2013-14 was partly due to the formation of the new subsidiary trading company.

### 2013-14 Expenditure



## Charitable activities

The Trust chose to invest in new activities this year as a result of our new Strategic Plan, resulting in a draw down from financial reserves. Expenditure on conservation activities is slightly higher than the previous year, despite a drop in grants and contract income which are the main sources of funding, and reflects the considerable challenge the Trust faces in continuing to meet all of its charitable commitments whilst facing reducing funding. Also included in this expenditure is the cost of setting up the new Estates and Enterprise function which includes the new Grazing Enterprise and the activities provided by the new subsidiary trading company.

Expenditure on education and engagement activities increased during the year, due to an increase in staff and resources to focus on the delivery of the Trust's new people engagement strategy, which seeks to increase repeat engagement and deliver educational programmes to a wider audience.

Investment in our membership recruitment and marketing activities was also increased to support our strategy to grow membership and raise the Trust's profile. This investment has been instrumental in enabling us to maintain our membership subscription income at £1m for 2013-14, and will support continued growth in our membership over the next few years.

Total staff costs increased in 2013-14 to £2.8m (2013: £2.5m), due to recruitment of new staff in the Estates and Enterprise and Membership Recruitment teams as part of the investment strategy to grow our membership and develop the new subsidiary trading company.

## Investments

The Trust's investments are managed by Sarasin and Partners LLP. The investments are managed in a Common Investment Portfolio, and this portfolio is regularly reviewed and screened to ensure that as far as possible the investments are not in conflict with the Trust's charitable objectives whilst at the same time ensuring that the portfolio is managed in accordance with the Trust's investment strategy and risk profile.

The Trust's investment strategy seeks to preserve capital value and generate income.

Investments produced an unrealised gain of £3k (2013: £184k), a realised gain of £4k (2013: £33k) and income of £61k (2013: £65k).

As at 31st March 2014 the Trust's investments had a market value of £1.55m (2013: £2.14m).

The reduction in the market value of the investments was due to the disposal of a cash investment product to fund the purchase of College Copse Farm.



Barn owl © Elliott Neep

## Financial Reserves

### Restricted Funds

The Trust has a number of restricted funds where the donor restricts the purpose for which the funds can be used. As at 31st March 2014 restricted funds were £857k (2013: £1.57m). This does not include the value of the Trust's restricted heritage assets (nature reserves) which are also categorised as restricted funds. The reduction in restricted funds during 2013-14 is mainly due to the acquisition of College Copse farm (£557k), as well as expenditure on projects during the year. Further details of these funds and the purposes for which they are intended are provided in note 16.

### Unrestricted Funds

#### Designated Funds

Some of the Trust's unrestricted funds have been set aside as designated funds by Council to support land acquisition and management through the Hampshire Nature Fund and the Wight Wildlife fund and to hold unrestricted funds for specific work to be carried out in future years. As at 31st March 2014 designated funds were £798k (2013: £1.03m). Further details of these funds and the purposes for which they are intended are provided in note 16.

#### General fund

The remainder of the Trust's unrestricted funds is held in a general fund, which as at 31st March 2014 was £4.02m (2013: £3.51m), of which £2.71m represents fixed and heritage assets.

### Financial Reserves strategy and Free Reserves

The Trust's financial reserves strategy is to hold sufficient free reserves to provide working capital and to provide a buffer of liquid funds to cover temporary shortfalls caused by an unforeseen decline in income, cash flow volatility, or an unexpected increase in costs or risk exposure. Should any of these circumstances arise, these funds are intended to ensure that the Trust can meet its contractual obligations. The Trust's cash flow is highly variable during the financial year with most income being received towards the end of the year or after projects are completed. This means that sufficient free reserves are needed to fund the charity's activities during the year to cover the gap between expenditure and income in the interim. On average this annual cash flow fluctuation is in the region of £1m.


In addition, Council has defined a minimum level of free reserves that must be maintained at all times of £250k. This minimum level is determined each year based on Council's assessment of the current and future risks affecting the charity. Overall, this means that the charity should currently maintain a minimum level of free reserves at the end of the year of £1.25m in total. Free reserves are calculated by deducting unrestricted tangible fixed assets and unrestricted heritage assets from total unrestricted funds (see note 17).

**As at 31st March 2014 the free reserves held by the charity were £1.31m (2013: £1.35m).**

## Consolidated financial statements

Due to the formation of the new subsidiary trading company in April 2013 the financial review and the financial statements on pages 34 to 57 are prepared on a consolidated basis and report on both the group and the charity. The group comprises the charity and the subsidiary trading company, HIWWT Trading Limited. All numbers stated are consolidated figures unless stated otherwise.

SIGNED ON BEHALF OF COUNCIL on 19th August 2014



Peter Vaughan  
Honorary Treasurer



John Collman  
Chair



Clive Chatters  
Company Secretary



# Independent Auditor's Report

to the members of Hampshire and Isle of Wight Wildlife Trust

We have audited the financial statements of Hampshire and Isle of Wight Wildlife Trust for the year ended 31st March 2014 on pages 34 to 57. The financial reporting framework that has been applied in their preparation is applicable law and United Kingdom Accounting Standards (United Kingdom Generally Accepted Accounting Practice).

This report is made solely to the charitable company's members, as a body, in accordance with Chapter 3 of Part 16 of the Companies Act 2006. Our audit work has been undertaken so that we might state to the charitable company's members those matters we are required to state to them in an auditors' report and for no other purpose. To the fullest extent permitted by law, we do not accept or assume responsibility to anyone other than the charitable company and the charitable company's members as a body, for our audit work, for this report, or for the opinions we have formed.

## **Respective responsibilities of trustees and auditors**

As explained more fully in the Statement of Trustees Responsibilities set out on page 20, the trustees (who are also the directors of the charitable company for the purposes of company law) are responsible for the preparation of the financial statements and for being satisfied that they give a true and fair view.

Our responsibility is to audit and express an opinion on the financial statements in accordance with applicable law and International Standards on Auditing (UK and Ireland). Those standards require us to comply with the Auditing Practices Board's Ethical Standards for Auditors.

## **Scope of the audit of the financial statements**

An audit involves obtaining evidence about the amounts and disclosures in the financial statements sufficient to give reasonable assurance that the financial statements are free from material misstatement, whether caused by fraud or error. This includes an assessment of: whether the accounting policies are appropriate to the charitable company's circumstances and have been consistently applied and adequately disclosed; the reasonableness of significant accounting estimates made by the trustees; and the overall presentation of the financial statements.



Purple emperor © Peter Eeles/Butterfly Conservation

In addition, we read all the financial and non-financial information in the Report of the Trustees to identify material inconsistencies with the audited financial statements and to identify any information that is apparently materially incorrect based on, or materially inconsistent with, the knowledge acquired by us in the course of performing the audit. If we become aware of any apparent material misstatements or inconsistencies we consider the implications for our report.

### **Opinion on financial statements**

In our opinion the financial statements:

- give a true and fair view of the state of the charitable company's affairs as at 31st March 2014 and of its incoming resources and application of resources, including its income and expenditure, for the year then ended;
- have been properly prepared in accordance with United Kingdom Generally Accepted Accounting Practice; and
- have been prepared in accordance with the requirements of the Companies Act 2006.

### **Opinion on other matters prescribed by the Companies Act 2006**

In our opinion the information given in the Report of the Trustees for the financial year for which the financial statements are prepared is consistent with the financial statements.

### **Matters on which we are required to report by exception**

We have nothing to report in respect of the following matters where the Companies Act 2006 requires us to report to you if, in our opinion:

- adequate accounting records have not been kept or returns adequate for our audit have not been received from branches not visited by us; or
- the financial statements are not in agreement with the accounting records and returns; or
- certain disclosures of trustees' remuneration specified by law are not made; or
- we have not received all the information and explanations we require for our audit; or
- the Trustees were not entitled to prepare the financial statements in accordance with the small companies' regime and take advantage of the small companies' exemption from the requirement to prepare a Strategic Report or in preparing the Report of the Trustees.

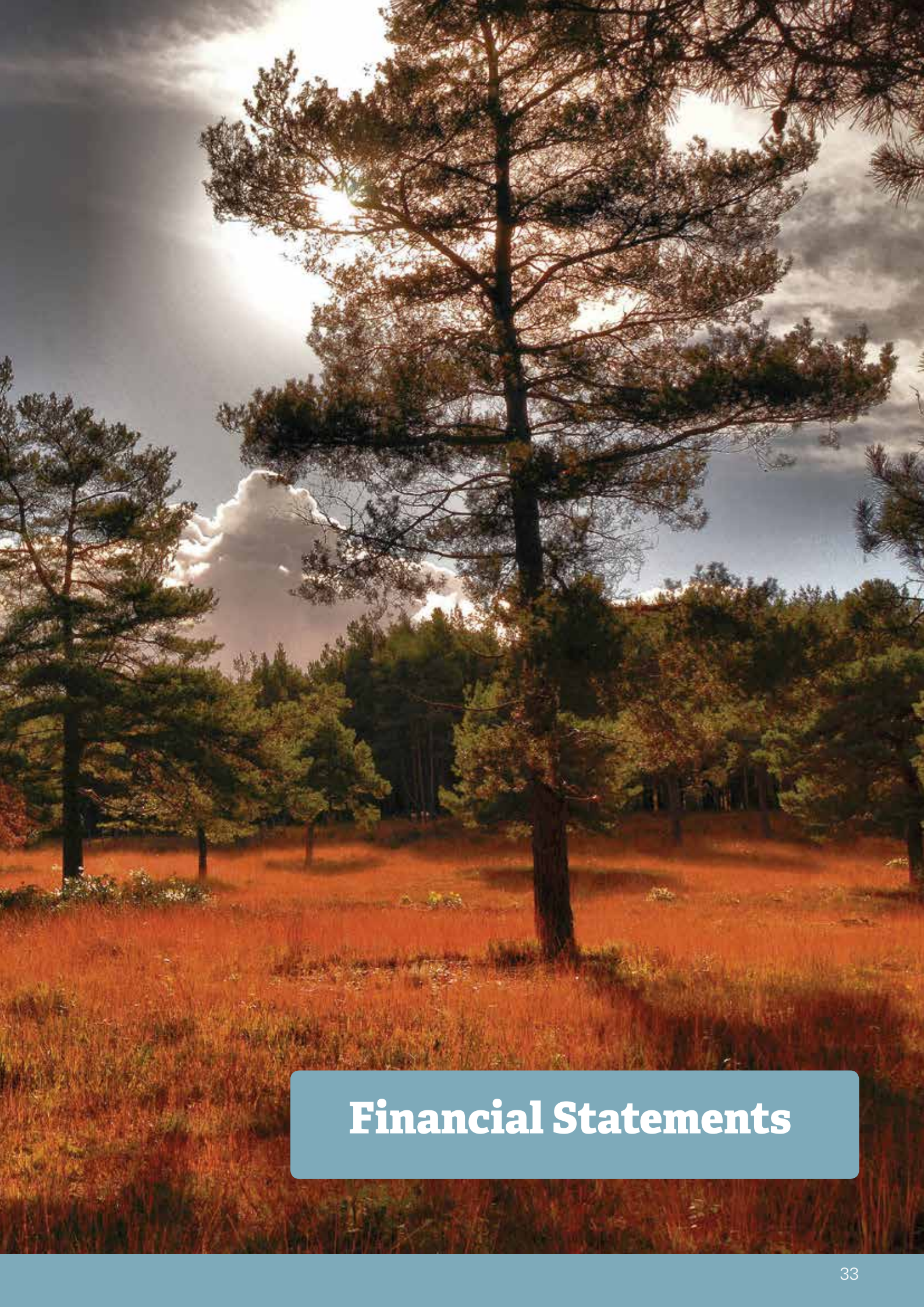


Paul Wright FCA DChA  
(Senior Statutory Auditor) for and on behalf of Sheen Stickland LLP  
Chartered Accountants, Registered Auditors  
7 East Pallant, Chichester, West Sussex, PO19 1TR

Date: 19th August 2014







# Financial Statements

# Consolidated statement of financial activities

## for the year ended 31st March 2014

	Note	Unrestricted Funds	Restricted funds	Permanent Endowment Funds	Total Funds 2014	Total Funds 2013
<b>Incoming resources</b>		£	£	£	£	£
Incoming resources from generated funds						
Voluntary income:						
Donations		198,238	1,432	-	199,670	247,750
Legacies	2	152,960	-	-	152,960	113,697
Activities for generating funds	3	20,210	-	-	20,210	-
Investment income		60,651	-	-	60,651	65,436
Incoming resources from charitable activities	4	2,446,581	1,270,111	-	3,716,692	4,196,535
Other incoming resources		10,264	-	-	10,264	13,914
<b>Total incoming resources</b>		<b>2,888,904</b>	<b>1,271,543</b>	<b>-</b>	<b>4,160,447</b>	<b>4,637,332</b>
<b>Resources expended</b>	5					
Costs of generating funds:						
Costs of generating voluntary income		170,062	-	-	170,062	182,325
Charitable activities		2,866,140	1,513,944	-	4,380,084	4,193,206
Governance costs		55,869	-	-	55,869	46,291
<b>Total resources expended</b>		<b>3,092,071</b>	<b>1,513,944</b>	<b>-</b>	<b>4,606,015</b>	<b>4,421,822</b>
<b>Net incoming/ (outgoing) resources before transfers</b>		<b>(203,167)</b>	<b>(242,401)</b>	<b>-</b>	<b>(445,568)</b>	<b>215,510</b>
Gross transfers between funds	16	471,532	(471,532)	-	-	-
<b>Net incoming/(outgoing) resources before other recognised gains and losses</b>	9	<b>268,365</b>	<b>(713,933)</b>	<b>-</b>	<b>(445,568)</b>	<b>215,510</b>
<b>Other recognised gains/(losses):</b>						
Gains/(losses) on revaluation of fixed assets for charity's own use:						
Unrealised gains/(losses) on investments		14,633	(11,418)	-	3,215	184,046
Realised gains/(losses) on investments		-	3,965	-	3,965	33,426
<b>NET MOVEMENT IN FUNDS</b>		<b>282,998</b>	<b>(721,386)</b>	<b>-</b>	<b>(438,388)</b>	<b>432,982</b>
Total funds brought forward as at 1st April 2013		4,538,875	2,410,617	4,508	6,954,000	6,521,018
<b>Total funds carried forward as at 31st March 2014</b>		<b>4,821,873</b>	<b>1,689,231</b>	<b>4,508</b>	<b>6,515,612</b>	<b>6,954,000</b>

### Continuing operations

All incoming resources and resources expended arise from continuing activities.

# Balance sheets as at 31st March 2014

The balance sheets for both the group (the charity plus the subsidiary trading company) and the charity only are shown below.

	Note	2014	The Group 2013	2014	The Charity 2013
		£	£	£	£
<b>Fixed assets</b>					
Tangible fixed assets	11	2,308,780	1,758,559	2,308,780	1,758,559
Heritage assets	12	1,235,057	1,235,057	1,235,057	1,235,057
Investments	13	1,553,107	2,139,217	1,553,207	2,139,217
<b>Total fixed assets</b>		<b>5,096,944</b>	<b>5,132,833</b>	<b>5,097,044</b>	<b>5,132,833</b>
<b>Current assets</b>					
Debtors	14	901,496	982,957	902,426	982,957
Stock		49,708	-	49,708	-
Cash at bank and in hand		930,862	1,334,024	923,296	1,334,024
<b>Total current assets</b>		<b>1,882,066</b>	<b>2,316,981</b>	<b>1,875,430</b>	<b>2,316,981</b>
<b>Liabilities</b>					
Creditors: amounts falling due within one year	15	(463,398)	(495,814)	(456,862)	(495,814)
<b>Net current assets</b>		<b>1,418,668</b>	<b>1,821,167</b>	<b>1,418,568</b>	<b>1,821,167</b>
<b>NET ASSETS</b>		<b>6,515,612</b>	<b>6,954,000</b>	<b>6,515,612</b>	<b>6,954,000</b>
<b>Funds of the charity</b>					
	16				
Permanent endowment fund		4,508	4,508	4,508	4,508
Restricted funds		1,689,231	2,410,617	1,689,231	2,410,617
Unrestricted funds:					
Designated funds		798,609	1,025,503	798,609	1,025,503
General fund		4,023,264	3,513,372	4,023,264	3,513,372
<b>TOTAL CHARITY FUNDS</b>		<b>6,515,612</b>	<b>6,954,000</b>	<b>6,515,612</b>	<b>6,954,000</b>

The financial statements on pages 34 to 57 were approved by the Council on 19th August 2014, and signed on its behalf by:



**John Collman**  
Chair



**Peter Vaughan**  
Honorary Treasurer



**Clive Chatters**  
Company Secretary

# Consolidated cash flow statement

## for the year ended 31st March 2014

	Note	31st March 2014	31st March 2013
		£	£
<b>Net cash flow/(outflow) from operating activities</b>	19	(423,766)	278,349
<b>Returns on investments and servicing of finance</b>			
Investment income		60,651	65,436
<b>Capital expenditure and financial investment</b>			
Payments to acquire tangible fixed assets		(633,337)	(224,220)
Payments to acquire heritage assets		-	(28,000)
Receipts from the disposal of tangible fixed assets		-	-
Payments to acquire fixed asset investments		-	(3,564)
Receipts from the disposal of fixed asset investments		593,290	347,549
Net capital expenditure and financial investment		(40,047)	91,765
<b>(DECREASE)/INCREASE IN CASH IN THE YEAR</b>	20	(403,162)	435,550
<b>Cash at start of the year</b>		1,334,024	898,474
<b>Cash at end of the year</b>		930,862	1,334,024

# Notes to the financial statements

These notes form part of the financial statements.

## 1. Accounting policies

### a) Accounting convention

The financial statements have been prepared under the historical cost convention, as modified by the revaluation of certain fixed assets, and in accordance with applicable accounting standards and the Companies Act 2006. They follow the recommendations of the Statement of Recommended Practice: 'Accounting and Reporting by Charities', published in March 2005 (SORP 2005).

### b) Consolidated financial statements

The financial statements for the group incorporate the results of Hampshire and Isle of Wight Wildlife Trust (the charity) and its wholly owned subsidiary trading company HIWWT Trading Limited, prepared on a line by line basis.

Exemption has been taken from including the statement of financial activities of Hampshire and Isle of Wight Wildlife Trust in accordance with section 408 of the Companies Act 2006.

### c) Incoming resources

All incoming resources are included in the statement of financial activities when the charity is legally entitled to the income and the amount can be quantified with reasonable accuracy. Legacies and donations are accounted for when there is a reasonable assurance of receipt. Wherever possible, donated assets have been included at a reasonable estimate of their value to the Trust.

### d) Membership income

Membership subscriptions are accounted for when received irrespective of the period of membership, since any cancellation in membership will not result in a refund for any proportion of unused subscriptions.

### e) Branch income

The Trust has twelve local groups and three specialist groups who carry out various fundraising activities during the year. The proceeds of these activities are reflected as income in the financial statements upon receipt from the individual groups.

### f) Volunteer contributions

No value is ascribed to the unpaid contributions of time and skills provided by volunteers due to the difficulty in attributing an economic value.

### g) Resources expended

All expenditure is accounted for on an accruals basis inclusive of any VAT that cannot be recovered and has been classified under headings that aggregate all costs related to the category. Where costs cannot be directly attributed to particular headings they have been allocated on a basis consistent with the use of the resources.

Costs of generating voluntary income include the costs incurred as a result of raising donations, developing legacy income and applying for grants. Governance costs are those incurred in connection with constitutional and statutory requirements, including audit and legal fees.

### h) Stock

Stocks are stated at the lower of cost or net realisable value.

### i) Tangible fixed assets

Depreciation is provided with the intention of writing off the costs of the tangible fixed assets over their useful lives. The provision is calculated using the straight line method over the following periods:

Plant and machinery	5 years
Motor vehicles	5 years
Computer equipment	3 years

Freehold and leasehold buildings and land are not depreciated.

### j) Heritage assets

Heritage assets are defined as nature reserves. On 1 January 1999 the Trust changed its accounting policy with respect to the capitalisation of nature reserves. Since 1999 nature reserves are capitalised at cost. No depreciation is charged on nature reserves.

### k) Taxation

The Trust is exempt from direct taxation on its charitable activities.

### l) Investments

Fixed asset investments are stated at market value based on the valuation provided by the Trust's investment managers, Sarasin & Partners LLP, as required by the SORP 2005. Any diminution in value is deducted if, in the opinion of the investment managers, it is considered necessary.

The investments are administered by Sarasin and Partners LLP on behalf of the Trust.

Investment income is accounted for when received by the Trust or its appointed agent.

### m) Investment gains and losses

Realised and unrealised gains and losses on investments arising from the valuation of investments are recognised in the Statement of Financial Activities.

### n) Operating leases

Rentals payable under operating leases are charged to the Statement of Financial Activities as incurred over the terms of the lease.

### o) Pension costs

The charity operates a defined contribution pension scheme. Contributions payable for the year are charged in the Statement of Financial Activities.

### p) Fund accounting

The permanent endowment fund represents donations made where the donor requested that the capital be invested and the income either added to the capital or used to cover expenditure, depending on the conditions of the endowment. Restricted funds are funds for which the donor has specifically restricted the purpose for which they can be used. The amounts in the funds represent the monies still remaining available for future expenditure, or funds represented by assets purchased partly or fully from restricted funds.

Designated funds are funds for which Council has specifically designated the purpose for which they can be used. The amounts remaining in the funds represent the monies still remaining available for future expenditure.

General funds represent the unrestricted net assets of the charity, excluding designated funds.

All income is allocated to the general fund unless otherwise restricted by the donor or specifically designated by Council.

## 2. Additional legacies

As at 19th August 2014 the charity has been notified of its entitlement to additional legacies estimated at £500 (2013 - £6,500). No provision has been included in the financial statements for these amounts.

## 3. Activities for generating funds

Activities for generating funds were conducted through the Trust's subsidiary company, HIWWT Trading Limited. Note 18 provides further details on HIWWT Trading Limited.

	2014
	£
Estate Management Services	20,210
	20,210

## 4. Analysis of incoming resources for charitable activities

	Unrestricted funds	Restricted funds	Permanent Endowment Funds	Total Funds 2014	Total Funds 2013
	£	£	£	£	£
North Hampshire Conservation	559,290	135,189	-	694,479	1,047,030
South Hampshire Conservation	312,592	308,303	-	620,895	781,951
West Hampshire Conservation	312,600	208,756	-	521,356	480,724
Isle of Wight Conservation	122,114	29,031	-	151,145	178,006
Marine Conservation	4,247	155,056	-	159,303	171,628
Education and Engagement	66,562	397,509	-	464,071	398,570
Policy and Evidence	65,857	36,267	-	102,124	135,907
Marketing, Membership and Fundraising	1,003,319	-	-	1,003,319	1,002,719
	<b>2,446,581</b>	<b>1,270,111</b>	<b>-</b>	<b>3,716,692</b>	<b>4,196,535</b>

## 5. Analysis of resources expended

	Direct Staff Costs	Other Direct Costs	Support Costs	Total Costs 2014	Total Costs 2013
	£	£	£	£	£
<b>Cost of generating voluntary income</b>	107,334	24,851	37,877	170,062	182,325
<b>Charitable activities</b>					
North Hampshire Conservation	318,438	346,211	112,372	777,021	729,003
South Hampshire Conservation	338,869	317,836	119,582	776,287	1,013,867
West Hampshire Conservation	351,420	233,738	124,011	709,169	526,060
Isle of Wight Conservation	132,685	92,172	46,823	271,680	304,191
Marine Conservation	117,955	59,748	41,625	219,328	214,322
Education and Engagement	441,424	140,663	155,772	737,859	617,583
Policy and Evidence	293,687	63,543	103,638	460,868	391,456
Marketing, Membership and Fundraising	206,351	148,702	72,819	427,872	396,724
<b>Governance</b>	33,475	10,581	11,813	55,869	46,291
	<b>2,341,638</b>	<b>1,438,045</b>	<b>826,332</b>	<b>4,606,015</b>	<b>4,421,822</b>

Support costs include administration, finance, human resources and information technology expenditure. Governance costs include audit fees, Trustees' expenses and a proportion of staff costs allocated to Governance activities. Support and Governance costs are allocated to charitable activities based on staff numbers.



## 6. Analysis of staff costs

	Total costs 2014	Total costs 2013
	£	£
Salary costs	2,346,426	2,108,665
National insurance costs	210,343	192,918
Pension costs	210,986	178,834
	<b>2,767,755</b>	<b>2,480,417</b>

No employees received remuneration in excess of £60,000 in 2014 (2013: Nil).

Two Senior Managers and the Chief Executive of the charity are also members of the subsidiary company board but they are not remunerated directly in connection with these roles.

## 7. Staff numbers

The average number of full-time equivalent employees in the following categories during the year was as follows:

	2014	2013
	Number	Number
Cost of generating voluntary income	3.5	3.9
Support costs	13.0	13.0
Charitable activities	73.1	67.2
	<b>89.6</b>	<b>84.1</b>

## 8. Pension scheme

The charity operates a defined contribution pension scheme. The assets of the scheme are held separately from those of the charity in an independently administered fund. The pension cost charged to the Statement of Financial Activities was £210,986 (2013: £178,834). At the year-end the charity owed the scheme £19,803 (2013: £18,948). The cost for the year ended 31st March 2015 is estimated to be £212,352.

## 9. Movement in total funds for the year - Group and Charity

This is stated after charging:

	2014	2013
	£	£
Depreciation - owned assets	83,116	68,302
Operating leases - land and buildings	44,110	46,198
Auditor's remuneration - provision of audit services	7,510	8,900
Auditor's remuneration - other services	1,379	-

## 10. Directors' remuneration

The directors (Trustees) and persons connected with them have not received or waived any remuneration during the year (2013: Nil).

Six directors (2013: seven) received reimbursement of expenses for travelling totalling £3,126 (2013: £2,639).

## 11. Tangible fixed assets

	Land	Freehold properties	Plant and Machinery	Total Fixed Assets
	£	£	£	£
<b>Cost or valuation</b>				
As at 1st April 2013	81,092	1,447,316	802,164	2,330,572
Additions	557,303	-	76,034	633,337
Disposals	-	-	(22,907)	(22,907)
Transfers	-	-	-	-
Revaluation	-	-	-	-
<b>As at 31st March 2014</b>	<b>638,395</b>	<b>1,447,316</b>	<b>855,291</b>	<b>2,941,002</b>
<b>Accumulated Depreciation</b>				
As at 1st April 2013	-	7,315	564,698	572,013
Transfers	-	-	-	-
Charge for the year	-	-	83,116	83,116
Eliminated on disposals	-	-	(22,907)	(22,907)
<b>As at 31st March 2014</b>	<b>-</b>	<b>7,315</b>	<b>624,907</b>	<b>632,222</b>
<b>Net book value</b>				
<b>As at 31st March 2014</b>	<b>638,395</b>	<b>1,440,001</b>	<b>230,384</b>	<b>2,308,780</b>
As at 31st March 2013	81,092	1,440,001	237,466	1,758,559

During 2013-14 the Trust acquired College Copse Farm, Rotherwick for £557k.

The charity's freehold buildings were valued at £1,440,000 as at 31st December 2010 by R E Meeson MRICS of Carter Jonas on an open market value basis in accordance with the guidelines issued by the Royal Institution of Chartered Surveyors.

Trustees review the valuation on an annual basis, and consider that the valuation is still an accurate reflection of the market value of the charity's freehold buildings.

Under freehold properties there is a £7k brought forward depreciation charge (2013: £7k) relating to a fully depreciated barn at Roydon Woods which was excluded from the revaluation as at 31st December 2010.

## 12. Heritage assets

Heritage assets are defined as tangible property with historical, artistic, scientific, technological, geophysical or environmental qualities which are held and maintained principally for their contribution to knowledge and culture.

The Hampshire and Isle of Wight Wildlife Trust defines its nature reserves as heritage assets as they are held for the purposes of conservation, and are intended to be kept indefinitely. Heritage assets are not depreciated.

The Hampshire and Isle of Wight Wildlife Trust continues to acquire new land for the purposes of conservation in accordance with its acquisitions policy. Assets are classified as heritage assets where appropriate at the time of acquisition. The Trust also receives donations of land which may also be classified as heritage assets if the required criteria are met.

In the last five years, the funds spent on acquisitions have been as follows:

	2013-2014	2012-2013	2011-2012	2010-2011	2009-2010
	£	£	£	£	£
<b>Cost</b>					
At start of period	1,235,057	1,207,057	1,072,319	986,484	976,434
Additions	-	28,000	134,738	85,835	10,050
At end of period	1,235,057	1,235,057	1,207,057	1,072,319	986,484
<b>Net book value</b>					
<b>As at 31st March 2014</b>	<b>1,235,057</b>	<b>1,235,057</b>	<b>1,207,057</b>	<b>1,072,319</b>	<b>986,484</b>
As at 31st March 2013	1,235,057	1,235,057	1,207,057	1,072,319	986,484

Freehold and leasehold nature reserves donated to the Trust or purchased by the Trust were not included as assets in the balance sheet prior to 1st January 1999. Since that date the accounting policy has changed and all reserves acquired either by purchase or donation are now recognised in the balance sheet.

Table 1 overleaf lists the nature reserves in which the Trust had a freehold or leasehold interest prior to 1st January 1999 and which are not shown in the Trust's balance sheet.

Table 2 overleaf lists the freehold nature reserves acquired by the Trust since 1st January 1999 which are included in the balance sheet as at 31st March 2014.

**Table 1. Nature reserves acquired before 1st January 1999**

Name	Location	Size (hectares)
<b>Freehold</b>		
Bartley Heath	Hook	91
Broughton Down	Broughton	24
Brick Kiln Farm	West Meon	20
Chappetts Copse	West Meon	12
Coulters Dean	Buriton	4
Emer Bog	North Baddesley	24
Fletchwood Meadows	Ashurst	5
Greywell Moors	Odiham	13
Hoe Road Meadow	Bishops Waltham	3
Holmsley Gravel Pit	Bransgore	3
The Crescent, Lower Test	Nursling	5
Lymington Reedbeds	Lymington	32
Mapledurwell Fen	Basingstoke	0.4
Micheldever Spoil Heaps - North	Micheldever	3
St. Lawrence Undercliff Woods	St. Lawrence, Isle of Wight	3
Ron Ward's Meadow	Tadley	10
Roydon Woods	Brockenhurst	381
Shutts Copse	West Meon	4
Swanpond Copse	Ryde, Isle of Wight	4
Upper Titchfield Haven	Hill Head, Fareham	13
Upper Winnall Moors	Winchester	26
Weavers Down Bog	Longmoor	3
Whitehouse Meadows	Cove	1
<b>Total</b>		<b>684.4</b>
<b>Leasehold</b>		
Ancells Farm	Fleet	12
Baddesley Common	North Baddesley	28
Blashford	Ringwood	91
Burghclere Lime Quarry	Burghclere	3
Eagleshead Copse	Brading, Isle of Wight	10
Farlington Marshes	Portsmouth	120
Upper Flexford	Chandler's Ford	11
Lower Flexford	Chandler's Ford	9
Great Salterns	Portsmouth	6
Headley Gravel Pit	Headley	7
Hook Common	Hook	74
Hookheath Meadows	Southwick	14
Hythe Marshes	Hythe	9
Keyhaven	Lymington	320
Long Aldermoor	Minstead	3
Lower Test	Totton	157
Lower Winnall Moors	Winchester	15
Milton Locks	Portsmouth	0.4
Noar Hill	Selborne	12
Pamber Forest	Silchester	194
St. Catherine's Hill	Winchester	47
Swanwick	Fareham	28
Testwood Lakes	Totton	65
<b>Total</b>		<b>1,235.4</b>

**Table 2. Nature reserves acquired since 1st January 1999**

Name	Location	Size (hectares)
Freehold		
Upper Inhams Copse	Silchester	18
Roydon Lane	Brockenhurst	3
Arreton Down	Newport, Isle of Wight	19
Pewit Island	Portsmouth Harbour	1.2
Copythorne Common	Cadnam	15.4
Ningwood Common	Cranmore, Isle of Wight	11.7
Southmoor	North Langstone	11.3
Linwood	Appleslade	10.5
St. Lawrence Bank Field	Whitwell, Isle of Wight	5.1
Winnall Moors West	Winchester	21.5
Sandy Down	Brockenhurst	4.9
Knighton Down	Brading, Isle of Wight	13.4
Sandown Meadows	Sandown, Isle of Wight	18
Kitt's Grave	Martin	36
<b>Total</b>		<b>189</b>

Buff-tailed bumble bee © HIWWT



### 13. Fixed asset investments

The charity's investments are managed by Sarasin & Partners LLP.

In line with the charity's attitude to risk the Trustees have invested in CIF (Common Investment Funds). These investment funds consist of a broadly diversified global portfolio covering the world's principal stock, bond and currency markets, convertible bonds and cash together with investments in 'alternative' assets such as property and hedge funds.

	2014	2013
	£	£
Investments	1,552,961	2,139,013
Cash with investment manager	146	204
	<b>1,553,107</b>	<b>2,139,217</b>
	£	
Market value brought forward as at 1st April 2013	2,139,013	
Acquisitions	-	
Disposals	(589,267)	
Net gain on revaluation at 31st March 2014	3,215	
<b>Market value carried forward as at 31st March 2014</b>	<b>1,552,961</b>	

Analysis of the market value of investments by type:	2014	2013
	£	£
Common Investment Funds	1,552,961	2,139,013
	<b>1,552,961</b>	<b>2,139,013</b>

Analysis of the market value of investments between those within and those outside the United Kingdom:

	2014	2013
	£	£
Within the United Kingdom	1,552,961	2,139,013
	<b>1,552,961</b>	<b>2,139,013</b>

The Trustees consider that the following individual investment holdings are material, each representing more than 5% of the total investment portfolio:

	Market value as at 31st March 2014	Original cost
	£	£
<b>Unrestricted Funds</b>		
Alpha CIF for Endowments	692,435	574,636
Alpha CIF for Income and Reserves	530,950	486,850
<b>Restricted Funds</b>		
Alpha CIF for Income and Reserves	329,576	302,295
<b>Total Funds</b>	<b>1,552,961</b>	<b>1,363,781</b>

## 14. Debtors

	The Group		The Charity	
	2014	2013	2014	2013
	£	£	£	£
Trade debtors	841,909	931,312	830,341	931,312
Other debtors	2,308	163	8,117	163
Prepayments and accrued income	57,279	51,482	57,279	51,482
Amounts due from group undertakings	-	-	6,689	-
	<b>901,496</b>	<b>982,957</b>	<b>902,426</b>	<b>982,957</b>

## 15. Creditors: amounts falling due within one year

	The Group		The Charity	
	2014	2013	2014	2013
	£	£	£	£
Trade creditors	216,121	230,244	216,121	230,244
Other creditors	35,025	33,869	35,025	33,869
Accruals	92,869	180,403	86,333	180,403
Deferred income	62,960	-	62,960	-
Taxation and national insurance	56,423	51,298	56,423	51,298
	<b>463,398</b>	<b>495,814</b>	<b>456,862</b>	<b>495,814</b>



## 16. Analysis of charitable funds

	Balance as at 1st April 2013	Incoming Resources	Resources Expended	Investment Gains/ (Losses)	Transfers	Balance as at 31st March 2014
<b>Unrestricted funds</b>	£	£	£	£	£	£
<b>Designated funds</b>						
Hampshire Nature Fund	126,286	10,075	-	-	-	136,361
Wight Wildlife Fund	18,379	1,010	-	-	-	19,389
North Hampshire Reserves	99,336	-	(42,000)	-	-	57,336
Roydon, Lymington Valley & Coast Living Landscape	197,605	31,080	(55,665)	-	-	173,020
Langstone & Portsmouth Harbours Living Landscape	70,261	-	(12,000)	-	-	58,261
Living Rivers Programme	151,919	20,000	(61,245)	-	-	110,674
Lower Test Valley Living Landscape	89,684	25,599	(7,978)	-	-	107,305
Ecology & Evidence Programme	53,435	15,000	(38,250)	-	-	30,185
South Downs Living Landscape	39,724	-	(27,400)	-	-	12,324
Trust Grazing Enterprise	8,000	-	(8,000)	-	-	-
Living Seas (Marine Programme)	42,033	1,400	(14,000)	-	-	29,433
Education & Engagement Programme	32,915	7,000	(10,000)	-	-	29,915
Loddon & Eversley Living Landscape	27,097	1,903	(29,000)	-	-	-
Isle of Wight Living Landscape	45,034	-	(38,000)	-	-	7,034
Badger Appeal	23,795	18,205	(14,628)	-	-	27,372
<b>Total designated funds</b>	<b>1,025,503</b>	<b>131,272</b>	<b>(358,166)</b>	<b>-</b>	<b>-</b>	<b>798,609</b>
General fund	3,513,372	2,757,632	(2,733,905)	14,633	471,532	4,023,264
<b>Total unrestricted funds</b>	<b>4,538,875</b>	<b>2,888,904</b>	<b>(3,092,071)</b>	<b>14,633</b>	<b>471,532</b>	<b>4,821,873</b>



## 16. Analysis of charitable funds (continued)

	Balance as at 1st April 2013	Incoming Resources	Resources Expended	Investment Gains/ (Losses)	Transfers	Balance as at 31st March 2014
	£	£	£	£	£	£
<b>Restricted funds</b>						
North Hampshire Conservation	8,600	135,189	(136,761)	-	1,572	8,600
South Hampshire Conservation	161,033	308,336	(436,139)	-	49,291	82,521
West Hampshire Conservation	163,582	109,970	(193,354)	-	18,502	98,700
Isle of Wight Conservation	-	29,056	(35,191)	-	6,135	-
Marine Conservation	15,000	155,121	(180,298)	-	25,177	15,000
Education and Engagement	83,774	357,857	(419,214)		(22,417)	-
Policy and Evidence	54,669	36,267	(100,028)		20,011	10,919
Major Donations/Legacies	1,067,043	-	-	-	(557,303)	509,740
Brough Naturalists' Fund	24,750	-	-	-	(500)	24,250
Pig Shed Trust	-	100,000	-	-	(12,000)	88,000
Capital Finance	-	39,747	(12,959)	(7,453)	-	19,335
<b>Total restricted funds</b>	<b>1,578,451</b>	<b>1,271,543</b>	<b>(1,513,944)</b>	<b>(7,453)</b>	<b>(471,532)</b>	<b>857,065</b>
<b>Restricted heritage assets</b>	<b>832,166</b>	<b>-</b>	<b>-</b>	<b>-</b>	<b>-</b>	<b>832,166</b>
<b>Total restricted funds including heritage assets</b>	<b>2,410,617</b>	<b>1,271,543</b>	<b>(1,513,944)</b>	<b>(7,453)</b>	<b>(471,532)</b>	<b>1,689,231</b>
<b>Permanent endowment fund:</b>						
Ted Wallace fund	4,508	-	-	-	-	4,508
<b>TOTAL CHARITABLE FUNDS</b>	<b>6,954,000</b>	<b>4,160,447</b>	<b>(4,606,015)</b>	<b>7,180</b>	<b>-</b>	<b>6,515,612</b>

## 16. (continued) Explanation of Charitable Funds

### **Designated Funds**

Designated funds are set aside to support the delivery of the Trust's Strategic Plan and relate to our objectives and programmes, such as Living Landscape projects, management of our nature reserves, Living Seas and our education work.

#### **Hampshire Nature Fund**

This fund is for land acquisition and management in Hampshire.

#### **Wight Wildlife Fund**

This fund is for land acquisition and management on the Isle of Wight.

#### **North Hampshire Reserves**

These funds are for the ongoing management of Trust nature reserves in North Hampshire (Hook Common, Pamber Forest, Ron Ward's Meadow and Whitehouse Meadows).

#### **Roydon, Lymington Valley and Coast Living Landscape**

These funds are for the ongoing management of Roydon Woods and for the development of our Living Landscape vision in the Lymington Valley and New Forest coast. It is intended to use a proportion of this fund for land acquisition in the area when opportunities arise.

#### **Langstone and Portsmouth Harbours Living Landscape**

This fund is largely made up of a section 106 agreement for managing Southmoor and the surrounding land including Farlington Marshes.

#### **Living Rivers Programme**

This fund includes monies set aside to cover the Trust's 10-year post-project commitment for the now-finished Itchen Navigation project. In addition the fund includes donations towards our river-related projects.

#### **Lower Test Valley Living Landscape**

This fund includes section 106 monies for managing The Crescent which is managed as part of the suite of land at Lower Test nature reserve. Additional monies to support projects at Lower Test along with Testwood Lakes have been added to the fund.

#### **Ecology and Evidence Programme**

These funds are needed to take forward our ecology work which includes species and habitat surveys along with research and monitoring.

#### **South Downs Living Landscape**

This fund includes monies for two main areas of work: our conservation grazing and land advice work in the South Downs area, along with ongoing management of Hoe Road Meadow.

#### **Trust Grazing Enterprise**

This fund was made up of donations which were spent on developing our new grazing enterprise.

#### **Living Seas (Marine Programme)**

The fund helps to support the development of our ambitious aims for marine conservation in the coming years. There is a 'sister' restricted fund for the Making Waves project, supported by the Heritage Lottery Fund.

#### **Education and Engagement Programme**

The fund has been used to support area based education provision. In addition, £1,000 of this fund is committed to the Miss Lipscombe annual prize to provide an educational achievement award for children participating in the North Hampshire education programme.

#### **Loddon and Eversley Living Landscape**

This fund comprised income from funding partners to support our land advice and other conservation work in the Loddon and Eversley area; the balance of the fund is now zero.

### Isle of Wight Living Landscape

This fund is to support the development of our Living Landscapes work across the Isle of Wight.

### Badger Appeal

The appeal was launched in November 2012 and the funds raised are being used to fund a vaccination programme for badgers on Trust land over a period of five years.

### Restricted Funds

These are funds which are strictly tied to specific projects. Often the Trust receives project funding in advance and so we need to 'ring-fence' the monies for spending on the project, as agreed with the funder or donor. Sometimes the projects can run over a number of years. Normally the fund will close once the project is finished.

### North Hampshire

Specific funds received in advance from the Environment Agency for river restoration projects in the Loddon and Eversley area.

### South Hampshire

This includes funds received in advance from the Environment Agency to support the Southern Chalk Rivers project along with additional monies for the management of Winnall Moors.

### West Hampshire

Includes funds for work at Blashford Lakes as agreed with the funding partners, and project funding for the New Forest and Avon Valley Non-native plants project received in advance.

### Isle of Wight Conservation

This fund was used to support the management of our nature reserves on the Island as well as develop our Living Landscapes programme; the balance of the fund is now zero.

### Marine Conservation

This fund is ring-fenced for the delivery of the HLF-funded Making Waves project over three years.

### Education and Engagement

With the completion of the PUSHing Down the Barriers project and associated Access to Nature funding in October 2013, the balance of the fund is now zero.

### Policy and Evidence

This fund is to support policy work across the south east of England, working in partnership with the other Wildlife Trusts in the region.

### Major Donations/Legacies

This fund includes a sum of money left to the Trust by David Purslow to be used for the purchase of native woodland or land on which trees can be planted in the county of Hampshire, and also a sizeable 'in memoriam' donation in memory of Dr. Peter Brough. £377k of this fund is ring-fenced for the purchase of the second half of College Copse Farm.

### Brough Naturalists' Fund

This fund represents an in-memoriam donation of £25,000 given by Antoinette Brough in memory of her husband Dr. Peter Brough, an ex-Trustee and long-term supporter of the Trust. The donation was used to establish an annual prize fund of up to £500 per year to acknowledge and encourage the work of amateur naturalists.

### Pig Shed Trust

This is a grant for the establishment of the Trust's Grazing Enterprise which will be drawn down as the enterprise develops.

### Capital Finance

This fund represents provisions for the depreciation of restricted assets.

## 17. Analysis of net assets between funds

	Unrestricted funds	Designated funds	Restricted Funds	Permanent Endowment Funds	Total Funds
	£	£	£	£	£
Tangible fixed assets	2,308,780	-	-	-	2,308,780
Heritage assets	402,891	-	832,166	-	1,235,057
Fixed asset investments	-	691,534	857,065	4,508	1,553,107
Current assets	1,774,991	107,075	-	-	1,882,066
Current liabilities	(463,398)	-	-	-	(463,398)
<b>Net assets</b>	<b>4,023,264</b>	<b>798,609</b>	<b>1,689,231</b>	<b>4,508</b>	<b>6,515,612</b>

Free reserves are calculated as total unrestricted funds less tangible fixed assets and heritage assets. Free reserves as at 31st March 2014 were £1.31m (2013: £1.35m).

## 18. Trading subsidiary

The wholly owned subsidiary company, HIWWT Trading Limited, which is incorporated in the United Kingdom, pays all its profits to the charity by way of a deed of covenant. The charity owns the entire share capital of 100 ordinary shares of £1.

Audited accounts for the subsidiary company are filed with the Registrar of Companies at Companies House.

A summary of the trading results is shown below:

### Profit and Loss Account

		2014
		£
Turnover	- Third party	20,210
	- Group	98,200
Cost of sales	- Third party	(12,977)
	- Group	(63,053)
Gross profit		42,380
Administration costs		(21,972)
Profit before taxation and Gift Aid donation to Hampshire and Isle of Wight Wildlife Trust		20,408
Gift Aid donation to Hampshire and Isle of Wight Wildlife Trust		(20,408)
Profit before taxation		-
Tax on profit on ordinary activities		Nil
Net profit		Nil
Share capital - £1 ordinary sales		100

The above subsidiary accounts are shown before consolidation adjustments.

## 19. Reconciliation of net incoming resources to net cash flow from operating activities

	2014	2013
	£	£
Net incoming/(outgoing) resources	(445,568)	215,510
Investment income	(60,651)	(65,436)
Depreciation	83,116	68,302
(Increase)/decrease in stock	(49,708)	-
(Increase)/decrease in debtors	81,461	(29,700)
Increase/(decrease) in creditors	(32,416)	89,673
<b>Net cash inflow/(outflow) from operating activities</b>	<b>(423,766)</b>	<b>278,349</b>

## 20. Analysis of changes in cash and cash equivalents

	2014	2013
	£	£
Balance brought forward as at 1st April 2014	1,334,024	898,474
Net cash inflow/(outflow) for year	(403,162)	435,550
<b>Balance as at 31st March 2014</b>	<b>930,862</b>	<b>1,334,024</b>

## 21. Operating lease commitments

	2014	2013
<b>Amounts payable:</b>	£	£
Within one year	-	-
Between two to five years	14,878	15,803
More than five years	29,232	30,395
	<b>44,110</b>	<b>46,198</b>

## 22. Taxation

The charity is exempt from corporation tax as all of its income is charitable and is used for charitable purposes. The group's tax liability is minimised by the payments of the profit of the subsidiary company to the charity under the Gift Aid scheme.

## 23. Ultimate controlling party and members' guarantee

The charity is controlled by its members. No single member has overall control.

## 24. Legal status of the charity

The charity is a company limited by guarantee and has no share capital. The liability of each member of the company in the event of winding up is limited to £1.



## 25. Donors, grant funders and legacies received

Hampshire and Isle of Wight Wildlife Trust receives help and support, financial and otherwise, from many individuals (including members who give additional donations over and above membership fees), companies, government agencies, grant-making bodies and other organisations. Our corporate members are known as Wildlife Investors. In addition, we receive gifts from many people who kindly remember Hampshire and Isle of Wight Wildlife Trust in their will.

We would like to thank all of our supporters, as these generous donations are vital to the Trust and we would not be able to continue our work without them. Many of our supporters are listed below:

### Legacies received

Revd Dr Fay Rosemary Stranack  
 Mr Richard Martin Lee  
 Dr Patricia O'Connell  
 Mrs Barbara Butler  
 Miss Gillian Mary Bertram  
 Marjorie Ethel Stephens  
 Mrs Clarice Patricia May Couzens  
 Anne Robson  
 Miss Elizabeth Mary Stephens  
 Mr John Peter Burden  
 Mr Peter Maurice Patten  
 Mr Edward Victor Norman Holloway  
 Mr Geoffrey Langhorne  
 Mr Alan Henry Lunt

### Individual donations

#### > £1,000

Anonymous  
 Colonel P Daniell CBE  
 Mrs J A Fairhurst  
 Mr G Knight

### In memoriam donations

Mrs Doreen Osborn  
 Mrs Catherine Simmonds  
 Mrs Margaret Howard  
 Mr Derek White  
 Daphne and David Scouller  
 Gordon Dickson  
 Mr Keith William Palmer  
 Mrs Mary Holloway  
 Mrs Vera Scott  
 Mrs Amanda Scott  
 Mr Brian Jackson Hughes  
 Mr John Pope  
 Mr Richard Green  
 Mr Hugh 'David' Phillimore  
 Mr Harvey Trevor Thompson  
 Mrs Pamela Black  
 Mrs Eileen Alice Rollo  
 Mrs Jean Higgins  
 Mrs Pamela McKay  
 Mr Clifton Lovegrove  
 Mr Gerald William 'Gerry' Hole  
 Edwina Maud Fletcher  
 Lilly Davies

## Grant funders

Amphibian and Reptile Group UK  
Basingstoke & Deane Borough Council  
Big Lottery Fund  
Biodriven Power  
Bishopstoke Fishing Club  
Chapman Charitable Trust  
Chineham Parish Council  
Cliddesden Parish Council  
Defra  
Eastleigh Borough Council  
Environment Agency  
Esmée Fairbairn Foundation  
European Union Two Seas Programme  
Fareham Borough Council  
Forestry Commission  
Freshwater Habitats Trust  
Greywell Parish Council  
Grassroots Grants  
Hampshire Biodiversity Information Centre  
Hampshire County Council  
Havant Borough Council  
Heckfield Parish Council  
Heritage Lottery Fund  
Hook Parish Council  
Ideas Tap  
Isle of Wight AONB  
John Spedan Lewis Foundation  
Langstone Harbour Board  
Marine Conservation Society  
Million Ponds Project  
National Trust  
National Air Traffic Services (NATS)  
Natural England  
New Forest District Council  
New Forest National Park Authority  
Newnham Parish Council  
Newport Parish Council  
North Wessex Downs AONB  
Open Air Laboratories (OPAL)  
Pamber Parish Council  
Peoples Trust for Endangered Species  
Peter de Haan Charitable Trust  
Pig Shed Trust  
Portsmouth City Council  
Portsmouth Services Fly Fishing Association  
River Hamble Harbour Authority  
Royal Society of Wildlife Trusts  
Rural Development Fund England  
Seasearch  
Sherfield on Loddon Parish Council  
Silchester Parish Council  
Sembcorp Bournemouth Water  
Solent Forum  
South Downs National Park Authority  
South Downs Way Ahead Nature Improvement Area  
Southern Water  
Southampton City Council  
Tadley Parish Council  
Test Valley Borough Council  
The Barker-Mill Foundation  
The Frognall Trust  
The New Forest Association  
The New Forest Trust  
The Southern Co-operative  
Tubney Charitable Trust  
University of Portsmouth  
Veolia Environmental Trust  
Verderers of the New Forest  
Viridor Credits  
Vitacress Conservation Trust  
Wessex Water  
West Wight Landscape Partnership  
Wight Nature Fund  
Winchester City Council  
Winchfield Parish Council



## Corporate Supporters

Action Van  
Aquascience Ltd  
Asendia  
BAM Nuttall Ltd  
Bio Bubble Technologies Ltd  
Castle Cameras  
Catering and Leisure Supplies Ltd  
Clarity Communication  
Cleansing Service Group Ltd  
Commercial Lighting Systems Ltd  
Elvetham Farm Partnership  
Embers Camping  
Era Screens Ltd.  
Evergreen Roof Gardens  
F H Brundle  
Fiddlers House  
Focal Point Training  
Forrester Partners LLP  
Greenhouse Graphics Ltd  
Hambrooks Landscapes Ltd  
Hampshire Garden Machinery  
Hildon Water Ltd  
Hill Farm Products Ltd  
HPW Partnership Ltd  
Ian Clark Restoration  
Larcomes LLP  
Liberty's Owl, Raptor & Reptile Centre  
London Camera Exchange Southampton  
National Air Traffic Services Ltd  
New Forest Wildlife Park  
Newlyns Farm Shop  
Newport Golf Club  
Oil Spill Response Limited  
P M Leisure Homes Ltd  
Portsmouth Water  
Primary Tree Surgeons Ltd  
R J R Solicitors  
Sandy Balls Estate  
Sembcorp Bournemouth Water Ltd  
Southern Water  
Taylor Made Computer Solutions Ltd  
The Natural Garden  
The Southern Co-operative Ltd  
Trinley Estate  
Vetark Professional  
Vine House Farms  
Vintage Roots Ltd  
Vitacress Salads Limited  
Waterland Management Ltd  
Wessex Water Services Ltd  
Wight Building Materials  
Wight Salads Group  
WildflowerTurf Ltd

“ Looking after the physical environment and species that depend upon it is very important for life today and for future generations. We are therefore delighted to offer support to the Trust who do such a fantastic job for nature and the environment in Hampshire and the Isle of Wight. ”

*Debbie Jones, Hildon Water*

# Thank you

To all of our members, donors, funders and investors for their commitment to nature conservation and without whose help we would not be able to carry out our vital work to safeguard the wildlife and wild places of Hampshire and the Isle of Wight.



# Charity Information

Hampshire and Isle of Wight Wildlife Trust is a registered charity (No. 201081) and a company limited by guarantee in England and Wales (No. 676313). VAT registration number 860205455.

## Members of Council

John Collman	Chair
Simon Woolfries	Vice-Chair, Health & Safety Director
Peter Kinloch	Honorary Treasurer, <i>resigned as Honorary Treasurer 25 March 2014</i>
Dr Peter Vaughan	Honorary Treasurer, <i>appointed 25 March 2014</i>
Mary Parker	Chair of Business & Finance Committee
Dr Sarah Ball	Chair of Conservation Committee
Christopher Collins	Chair of Membership, Marketing & Education Committee
	<i>Resigned 19 October 2013</i>
Damian Offer	
Andrew Powling	
Rosalind Rutt	
Val Gwynn	
Tim Pinchen	
Melanie Rowlands	
Jim Whatley	
Andrew Lee	<i>Co-opted 4 June 2014</i>
Professor Paul Tyler MBE	<i>Co-opted 4 June 2014</i>

## Chief Executive:

Deborah Tann

## Senior Executives:

Clive Chatters	Head of Policy and Evidence
John Durnell	Head of Estates and Enterprise
Andy Holliday	Head of Marketing, Membership and Fundraising
Janet Parker	Head of Shared Business Services
Dr David Rumble	Head of Strategic Conservation and Education

## Company Secretary

Clive Chatters

## Registered Office and principal address:

Beechcroft House, Vicarage Lane, Curdridge, Hampshire, SO32 2DP

## Registered Auditors:

Sheen Stickland LLP, 7 East Pallant, Chichester, West Sussex, PO19 1TR

## Principal Bankers:

Unity Trust Bank plc, Nine Brindley Place, Birmingham, B1 2HB

## Investment Managers:

Sarasin & Partners LLP, Juxon House, 100 St Paul's Churchyard London, EC4M 8BU

## Solicitors:

Coffin Mew, Kings Park House, 22 Kings Park Road, Southampton, SO15 2UF



**Hampshire &  
Isle of Wight  
Wildlife Trust**

**Contact us**

**Hampshire & Isle of Wight Wildlife Trust**

Beechcroft House, Vicarage Lane, Curdridge, Hampshire, SO32 2DP

01489 774 400

[feedback@hiwwt.org.uk](mailto:feedback@hiwwt.org.uk)

[www.hiwwt.org.uk](http://www.hiwwt.org.uk)